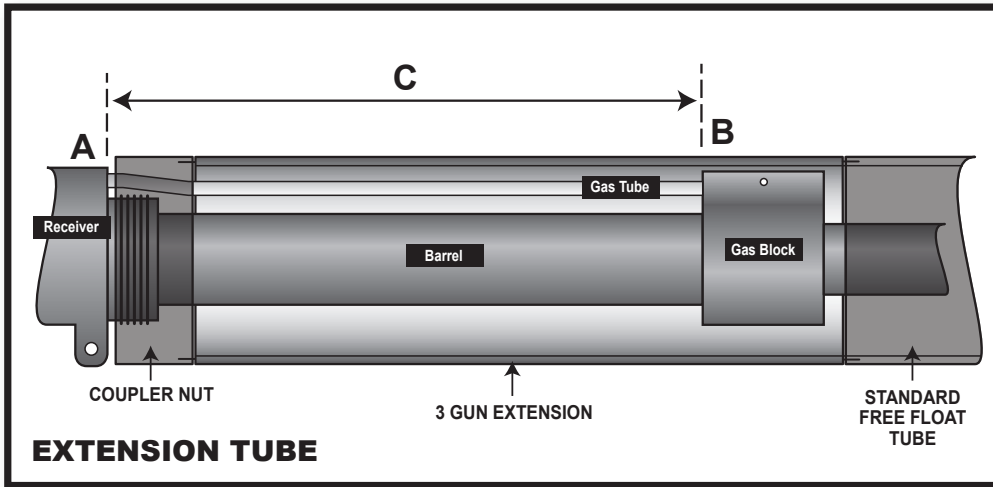


AR-15 PLATFORM FOREND & EXTENSION TUBE FIT GUIDE

Measure the distance (C) between the Receiver (A) and the Gas Block (B). Locate your dimension in the text below. **The listed dimensions are approximate due to differences in manufacturers' tolerances.** Use the appropriate tube and extension combo for your rifle. 3 Gun Extension requires the use of a specially bent gas tube and a low profile gas block. Refer to dimensions below for gas blocks.



Distance C:

7⁵/₁₆ – Carbine Length Gas System

Use a Carbine Length Free Float Tube and an 8" 3 Gun Extension Tube (#15068). This will create a 15¹/₈" long Free Float Tube for a 16" or longer barrel.

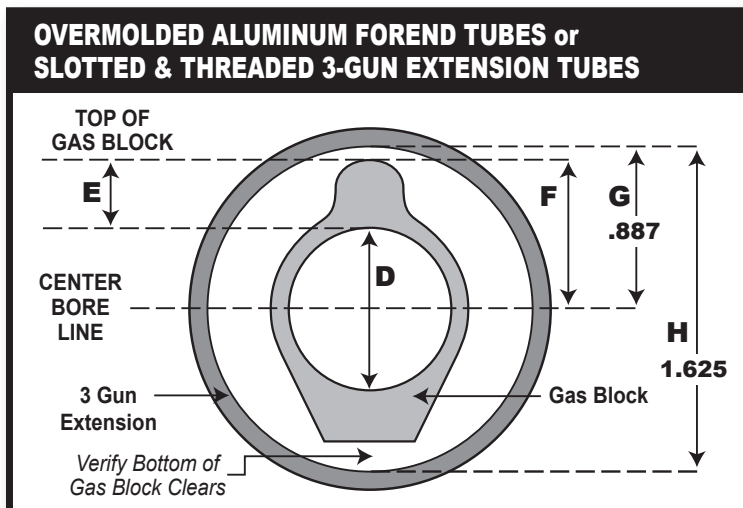
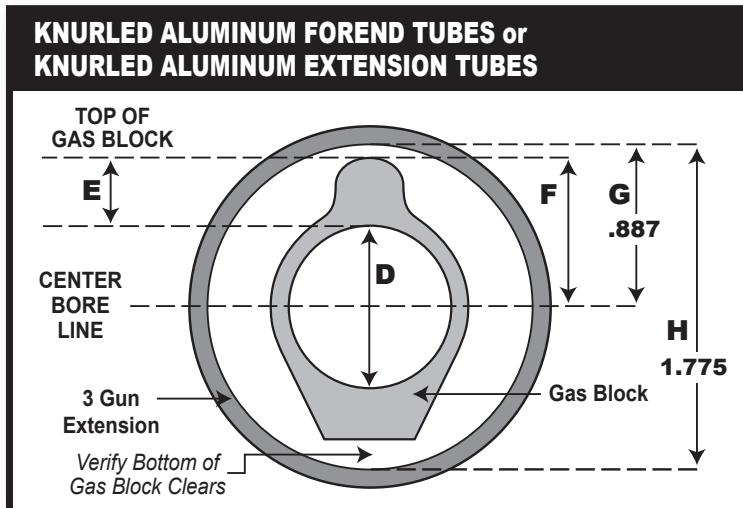
9³/₄ – Mid Length Gas System

Use a Carbine Length Free Float Tube and a 9¹/₂" 3 Gun Extension Tube (#15069). This will create a 16¹/₂" long Free Float Tube for an 18" or longer barrel.

12⁵/₈ – Rifle Length Gas System

Use a Rifle Length Free Float Tube and a 3" 3 Gun Extension Tube (#15063). This will create a 15¹/₄" long Free Float Tube for an 18" or longer barrel.

GAS BLOCK SYSTEMS:



We recommend the DPMS Micro Low Pro Gas Block available from Hogue.

D Barrel Diameter	F Center of Bore to Top of Gas Block	E Top of BBL to Top of Gas Block	HOGUE Part Number
.750 DPMS LOW PRO	.805	.430	#15088
.936 DPMS LOW PRO	.840	.380	#15089

AR-10 SPECIAL INSTRUCTIONS:

AR-10 rifles require a unique coupler nut to assemble with a Hogue Free Float Forend. Simply remove the AR-15 coupler and replace with an AR-10 coupler:

Thread	Part #
AR-10 Armalite Thread Long Free Float Forend Coupler	15061
AR-10 DPMS Thread Long Free Float Forend Coupler	15060

HOGUE®

HOGUE, INC.
P.O. BOX 91360
HENDERSON, NV 89009
1-800-438-4747

Hogueinc.com